

# SLP SERIES RECESSED SOFFIT LIGHT



### SPECIAL FEATURES:

- ✓ Available In 35 to 200 Watts.
- ✓ Choice of Tempered Flat Prismatic Glass Lens, Tempered Sag Prismatic Glass Lens, Injection Molded Acrylic Drop Lens or Injection Molded Polycarbonate Drop Lens.
- ✓ Low Profile Design.



### SLP SERIES SPECIFICATIONS

**APPLICATION:** The SLP is designed specifically for recess mounting. It is used in covered pedestrian walkways and restaurant, retail or professional building soffits where it is easily removable from below. A diffused prismatic tempered glass lens is used for elimination of obtrusive light glare, making it soft and pleasing to the eye.

**LAMP TYPES:** The SLP is designed to utilize medium base pulse start metal halide lamps in wattages of 50, 70, 100, 125, 150, 175 or 200 watts, medium base high pressure sodium lamps in wattages of 35, 50, 70, 100 or 150 watts. 175 watt standard metal halide is also available in medium base.

**SOCKET:** The lampholder is of heavy-duty glazed porcelain, pre-wired, with an enclosed screw shell and spring-loaded center contact, medium base and pulse rated for 4KV.

**BALLAST:** The SLP incorporates a high power factor type C.W.A. ballast. The ballast is mounted to housing a reinforcement plate, providing a heat sink for long ballast life.

**HOUSING:** Die formed one piece steel housing is designed to fit in soffit deck panel. Corners are riveted and further sealed to ensure a weathertight enclosure.

**FINISH:** The SLP housing is finished with a superior baked-on powder coating, allowing the fixture to withstand extreme weather changes without cracking or peeling.

**LENS:** The SLP incorporates a heat and impact resistant C73 prismatic flat glass lens. Optional lenses include obscure pattern tempered prismatic sag glass, drop prismatic acrylic or drop polycarbonate.

**MOUNTING:** Access form above is not required for installation. The SLP recessed mounting kit is constructed of a prefinished one-piece steel trim flange. The beveled outer edge seals against the face of the soffit. A preassembled hanger is mounted to the trim frame with four spring clips allowing for quick and easy installation. This fixture is intended to be mounted in closed top soffits or canopies

**LABELS:** Listed by Underwriters Laboratories for WET LOCATIONS.

IBEW - AFL UNION LABEL.



CATALOG SERIES	LAMP WATTAGE	LENS CHOICE		VOLTAGE		COLOR		OPTIONS
SLP	50PSMH, 70PSMH 100PSMH, 125PSMH 150PSMH, 175PSMH 200PSMH	C73	Flat Prismatic Glass Lens	120	120 Volt	WHT White Powder Coat Finish BLK Black Powder Coat Finish DBP Dark Bronze Powder Finish For special colors consult factory.	SF Single fusing DF Double Fusing	
	175MH	DLG	Prismatic Sag Glass Lens	208	208 Volt			
		DLA	Prismatic Drop Acrylic Lens	240	240 Volt			
		DLP	Prismatic Drop Acrylic Lens	277	277 Volt			
	35HPS, 50HPS 70HPS, 100HPS 150HPS			347	347 Volt			
			480	480 Volt				
			MT	Multi-tap 120, 208, 240, 277				
			CMT	Canadian Multi-tap 120, 277, 347				

EXAMPLE OF A TYPICAL ORDER

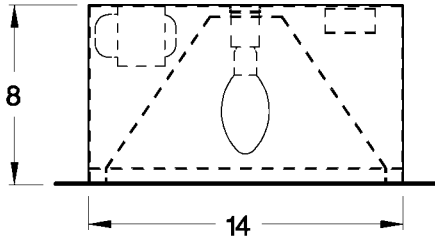
**SLP - 100PSMH - DLG - MT - WHT - SF**



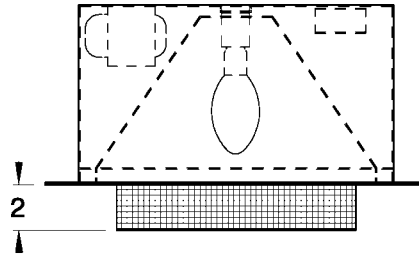
**THE SPERO ELECTRIC CORPORATION 1705 NOBLE ROAD CLEVELAND, OHIO 44112**  
(216) 851-3300 - PHONE (216) 851-0300 - FAX <http://www.sperolighting.com> SLP-1

**DATA SHEET - SLP SERIES**

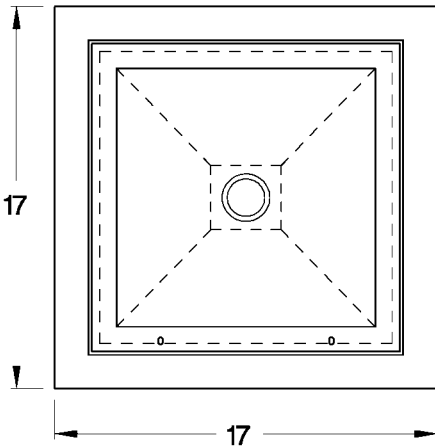
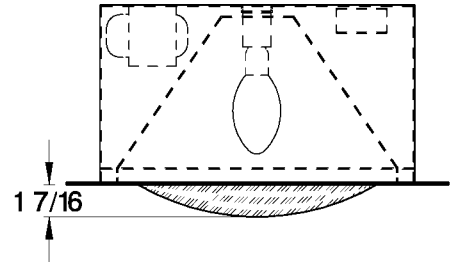
**FLAT GLASS LENS**



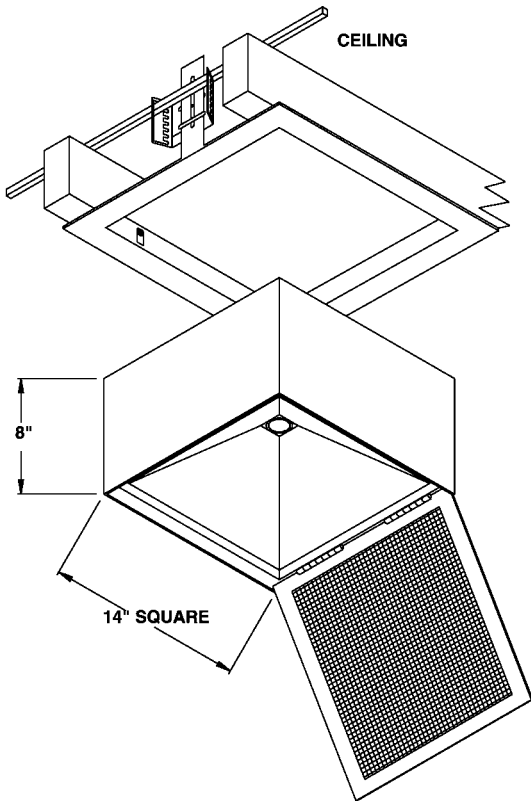
**DROPPED ACRYLIC LENS**



**SAG GLASS LENS**



**MOUNTING**



**PHOTOMETRICS**

**SLP-MH175-C73**

175 Watts - M175  
14000 Lumens - Spacing/Crit.:1.5

Ang.	CP	Lum.	Zone				Lumens				%Lamp								
			0	30	60	90	0	30	60	90	0	30	60	90					
0	5230																		
5	5140	488																	
15	4780	1355																	
25	4280	1966																	
35	3490	2115																	
45	2020	1611																	
55	1063	984																	
65	510	549																	
75	323	335																	
85	73	112																	
90	25																		
95	0	9																	
105	0	0																	
115	0	0																	
125	0	0																	
135	0	0																	
145	0	0																	
155	0	0																	
165	0	0																	
175	0	0																	
180	0																		

SPERO LIGHTING WILL BE GLAD TO SUPPLY COMPLETE PHOTOMETRIC INFORMATION, IES FORMATTED DISKETTES OR APPLICATION ASSISTANCE UPON REQUEST.

**SPERO LIGHTING**



**THE SPERO ELECTRIC CORPORATION 1705 NOBLE ROAD CLEVELAND, OHIO 44112**  
**(216) 851-3300 - PHONE (216) 851-0300 - FAX <http://www.sperolighting.com> SLP-2**