


REFLECTORS GROOVED FOR 2 1/4" SHADE HOLDERS

Reflectors are made of precision spun aluminum finished in thermally cured white polyester outside and inside. White powder finish has at least 85% reflectance. Turned in bottom bead adds strength and prevents the collection of dirt. Top of reflector neck is grooved to accept 2 1/4" Shade holder. Die-cast shade holder type sockets are available with top or side mounting hub. See No. 3 and No. 4 socket below. Die cast sockets are tapped 1/2-14 and will fit only 1/2" mounting systems. Medium base incandescent lampholders are porcelain with spring loaded center contact and lamp grip screwshell. Mogul sockets, globes or H.I.D. options are not available. See ordering guide on page G25. All 2 1/4" grooved RLMs are Underwriter's Laboratories Inc. Listed "Suitable for Wet Locations". Also "C-UL" Listed for Canadian Use. IBEW, AFL-CIO Union Label.



DOME

Cat. No	Lamp Size	Nom. Dia.	Ht.
312	100W	12"	6"
314	150W	14"	5 7/8"
316	200W	16"	7 1/8"



EMBLEM SIGN

Cat. No	Lamp Size	Nom. Dia.	Ht.
705	100W	8"	9 3/4"
715	150W	10"	8 3/8"
725	200W	12"	12 1/4"



DEEP BOWL

Cat. No	Lamp Size	Nom. Dia.	Ht.
808	100W	8"	6 1/2"
810	200W	10"	7 3/4"




SHALLOW DOME

Cat.No	Lamp Size	Nom. Dia.	Ht.
210	100W	10"	3 7/16"
212	100W	12"	4"
214	150W	14"	4 7/16"
216	200W	16"	5 3/16"

DIE CAST SOCKETS NO.3 AND NO.4

Reflectors on this page can be used with Spero No.3 and No.4 die cast sockets. Order reflector and socket by number. Sockets fit any standard 2 1/4" reflector neck. Tapped for 1/2" pipe. Raw casting is



Cat. No	Socket	Ht.
3 pendant	Med Base	2 7/8"
4 side angle	Med Base	3"



SHP
Shade holder to clamp on a cord hung medium base socket. Used only with 2 1/4" grooved reflectors. As shown on this page.



SEAMLESS DEEP CONE

Cat. No	Lamp Size	Nom. Dia.	Ht.
100	100W	10"	4"
120	200W	12"	5 7/8"




SEAMLESS SHALLOW CONE

Cat. No	Lamp Size	Nom. Dia.	Ht.
100-F	100W	10"	2 1/2"
120-F	200W	12"	2 5/8"

HOW TO SPECIFY 2 1/4" GROOVED REFLECTORS FOR INCANDESCENT LAMPS

ORDERING GUIDE

- 1) Select Grooved Reflector Style and **Model Number**. For dimensions see page G-24.
- 2) Select **Color** and **Socket Type**. Most applications will require the No.3 socket for vertical pipe or pendant mount. The No.4 socket can only be used with a horizontal pipe or bracket. (I.e, No. WM-GN12-SPI-1/2" shown on page G-11)
The No. **SHP** shade holder is used to retrofit an existing cord hung socket with a shade.
- 3) Select **Mounting System**. Note: The No.3 and No.4 mounting hubs are only available with 1/2"-N.P.T. Threads. 8' leads are supplied prewired with Grooved Reflectors when ordered with stems or brackets. Be sure to specify stem and bracket color finish.
- 4) For increased efficiency choose **Self Ballasted Compact Fluorescent Lamps**. They are compatible with all Grooved Reflectors. See lamp specifications on page G-26.
- 5) Select other **Accessories** as needed making sure colors are specified where appropriate.



Model Number	Maximum Wattage	Reflector Color Choice	Socket Type		Mounting Systems		Accessories	
			Socket Style	Housing Color	Cord and Canopy	Color		
312 314 316 210 212 214 216 808 810 705 715 725 100 120 100-F 120-F	100 150 200 100 100 150 200 100 200 100 150 200 100 200 100 200	G0 Black G1 White G2 Red G3 Yellow G4 Blue G5 Green G6 Brown G7 Verdgris G8 Dark Bronze G9 Silvadillo G10 Dark Green G11 Copper G12 Brushed Aluminum NOTE: Custom colors or color matching services are available.	3 4 NOTE: Die cast socket housing finish is natural aluminum unless otherwise specified. SHP Shade holder to clamp on existing cord hung medium base socket.	G0 G1, G2, G3, G4, G5, G6, G7, G8, G9, G0, G10 Standard Brass Finish	641 10' Cord kit with 1/2" strain relief	G0 Black G1 White	GRR Red Glow Ring GRB Blue Glow Ring GRT Tangerine Glow Ring Wire Guards: See page G-7 for appropriate sizes and part numbers. SRN and ARN poles: See page G-15 for specifications, sizes and part numbers. Heritage Series Nostalgic poles: See page G-14 for specifications, sizes and part numbers. Screw-in Type Self Ballasted Compact Fluorescent Lamps: See page G-28 for specifications, sizes and part numbers. See other accessories on pages G-6 and G-7.	
					643 10' Cord kit with 1/2" strain relief			
					645 10' Coiled Cord kit with 1/2" strain relief			
					Stem and Canopy			Color
					640 1/2" Stem mounting kit for 1/2" stem	G0 Black		
					642 1/2" Stem aligner kit for 1/2" stem	G1 White		
					STxx 1/2" Steel Conduit Stem 1/2" Schedule 40 (xx Denotes Stem Length)	G2 Red		
					Gooseneck Pipe Brackets with 1/2" Reducer			G3 Yellow
					SC-GN23-SPA SC-GN48-SPB SC-GN30-SPC SC-GN40-SPE SC-GN56-SPF SC-GN22-SPH SC-GN12-SPI SC-GN25-SPJ SC-GN12-SPK SC-GN41-SPP SC-GN37-SPU	G4 Blue		
					Pole Top Brackets			G5 Green
					PT-1 PT-2 PT-SC1 PT-SC2	G6 Brown		
Wall Brackets		G7 Verdgris						
WB-SC1 WB-SC2	G8 Dark Bronze							
		G9 Silvadillo						
		G10 Dark Green						
		G11 Copper						
		G12 Brushed Aluminum						
		NOTE: Custom colors or color matching services are available.						

214 • G1 • 3 • G1 • SC-GN23-SPA-1/2" • G1 • LA-SB20-TBX-HPF

EXAMPLE OF TYPICAL ORDER